



BEVERAGE-AIR®

Project: _____	AIA# _____
Item: _____	
Location: _____	SIS# _____
Approved: _____	

TOP MOUNT CROSS TEMP®

MODEL:
CT12-12HC-1HG

CT12-12HC Glass Half-Door Variable Speed Freezer/Refrigerator
Hydrocarbon Series



7 Year Parts/Labor Warranty
7 Year Compressor Warranty

CABINET CONSTRUCTION

- Exterior is stainless steel front with continuous coil coated sides
- Interior liner is made of corrosion resistant aluminum
- Door locks
- LED lighting
- Expansion valve technology
- Easily converts from refrigerator to freezer
- Dual cabinet configurable to all menu initiatives, temperature range of -15 to 40° F
- Modulates coil temp to achieve desired set point
- Variable speed compressor technology achieve 30% more energy efficiency
- Quicker pull down
- Improved product stability
- Four (4) epoxy coated shelves
- 6" Casters with (2) brakes

OPTIONS & ACCESSORIES

- Stainless steel exterior
- Stainless steel interior
- Stainless steel tray slide (A)
- Universal tray slide (AC)
- Additional shelves
- Epoxy coated wire rod tray slide (kit #4)
- Left hand hinged
- 3" Casters
- 6" Flanged legs

REFRIGERATION SYSTEM

- Uses environmentally friendly, energy efficient R290 refrigerant, and meets all regulatory requirements for CARB, SNAP, DOE & more
- High efficiency electric condensate evaporation
- Adaptive defrost
- Epoxy coated evaporator coil

CT12-12HC TOP MOUNT CROSS TEMP®




Please verify qualifying units by visiting:
www.energystar.gov/cfs

3779 Champion Blvd., Winston-Salem, NC 27105
1-888-845-9800 Fax: 1-336-245-6453
Beverage-Air.com Sales@bevair.com



BEVERAGE-AIR®

MODEL	CT12-12HC-1HG
EXTERNAL DIMENSIONAL DATA	
Width Overall	26 1/2"
Depth Overall with Handles	33 3/4"
Height Overall	84 1/8"
Number of Doors	2
Depth with Door Open 90°	57 3/8"
Door Openings (in)	21 1/2" x 24 3/4"
INTERNAL DIMENSIONAL DATA	
NET Capacity (cubic ft.)	(2X) 9.0
Internal Width Overall (in)	22 1/2"
Internal Depth Overall (in)	26"
Internal Height Overall (in)	26 5/8"
Number of Shelves	4
ELECTRICAL DATA	
Full Load Amperes 115/60/1*	7.5
REFRIGERATION DATA	
Horsepower	(2X) 1/3
Capacity (BTU/Hr)	(2X) 1820-5200
Heat Rejection (BTU/Hr)	(2X) 2730-7800
Charge (lbs/grams/ounces)	(2X) 0.165 / 75 / 2.64
SHIPPING DATA	
Gross Weight - Crated	418 lbs
Height - Crated	88"
Width - Crated	35"
Depth - Crated	45"

We reserve the right to change specifications and product design without notice. Such revisions do not entitle the buyer to corresponding changes, improvements, additions or replacements for previously purchased equipment. Dimensional tolerances +/- 1/4". Metric dimensions (MM).

ELECTRICAL CONNECTION



115/60/1*
NEMA 5-15P

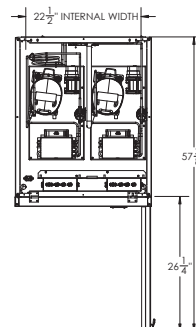
Unit pre-wired at
factory and include
(2) 8' long cord and
plug set.

* NOTE: Units that utilize variable speed compressor technology can experience nuisance tripping on Class A GFCI outlets which have a trip limit of 4 to 6 mA. To avoid this issue in a location that requires GFCI circuit protection, Beverage-Air recommends using either an Eaton, SCF20, or HUBBELL Model Number GFRST83W 20A Heavy Duty Hospital Grade Self-Test GFCI Receptacle.

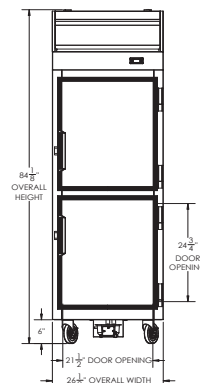
Cross Temp® Top Mount Freezer/Refrigerator Model: CT12-12HC-1HG

Model Views

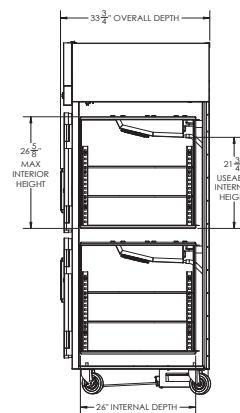
Required Clearance: Top 12", Bottom 6", Rear 3"



PLAN VIEW



ELEVATION VIEW



SIDE VIEW

